


WILLIAM JOHNSTON
& COMPANY LIMITED

Steel Rubber Gasket SRG G-S-S



General Information • Selection Guide • Technical Data • Installation Instruction



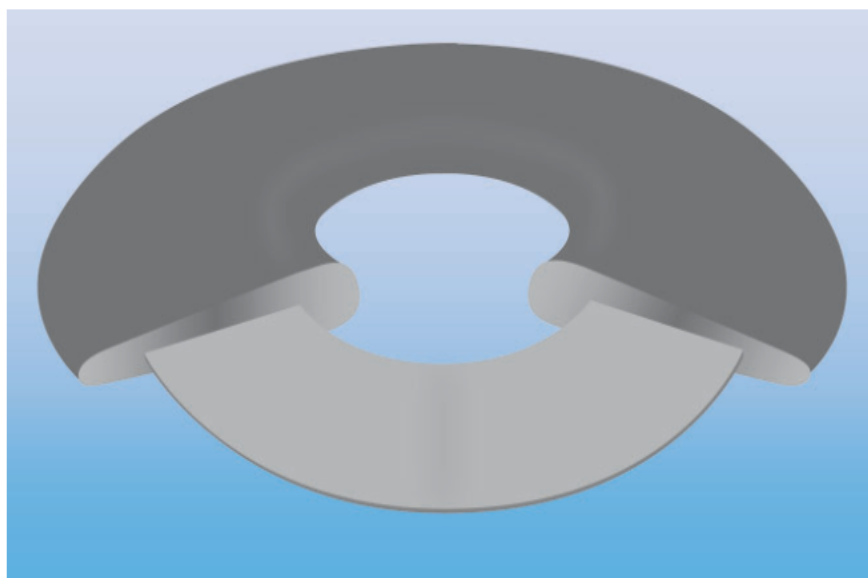
Rubber Steel Gaskets Type G-S-S

General Information

WILLIAM JOHNSTON

& COMPANY LIMITED

www.williamjohnston.co.uk



WRAS
APPROVED
PRODUCT

POTABLE WATER
KTW/W270


Rubber steel gasket with vulcanised steel ring for safe centring and perfect sealing according to **DIN EN 1514-1 (PN6-40)**.

Available for ND 15 up to 1200 (up to ND 2000 on request)

Suitable for pressure ratings PN 6 up to PN 40

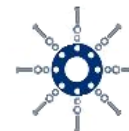
Advantages

- Low stress sealing allows lower assembly torque
- No retorquing required
- Owing to the versatility of the gasket material, it can be used on mis-matched or misaligned flanges as the pressure is dispersed evenly. Testing is advised.
- The high quality EPDM rubber and design ensure excellent energising properties and makes sure that, if properly installed a tight seal remains regardless of fluctuating pressure and temperature.
- The durability of the rubber offers a perfect seal even on rough faced flanges and enamel coatings.



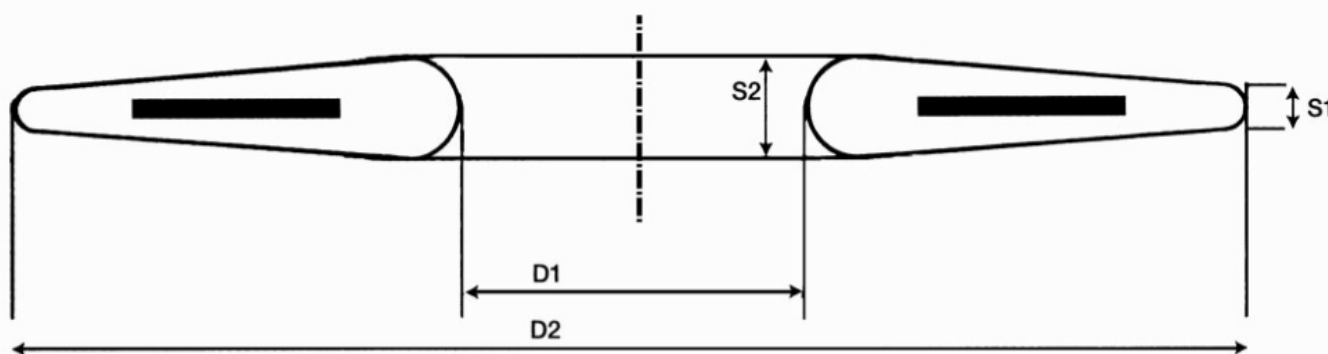
General Use

- Pipeline construction: water, potable water
- Industry: enamel coated and smooth flanges
- Plastic flanges where dimensionally suited



Steel Rubber Gasket type G-S-S with vulcanised steel ring according to DIN EN 1514-1: Form IBC for pressure rates from PN 6 to PN 40

Dimensions in mm



Elastomeric material according to ISO R 1629

Material	Shore hardness A	Temperature range
EPDM / KTW, W270 (2)	70 +/- 5	- 25° C to +120° C

In compliance with KTW D1/D2, 1.3.13 BFA for potable water, WRAS and W270.

Test basis: according to DIN EN 681-1

EN13555:2021 tested. EN13555 shows characteristics of a gasket's ability to seal and maintain a seal when exposed to a standardised regime of compressive loads, temperatures and pressures.

As with all gaskets, maximum temperature and pressure should not be considered simultaneously.

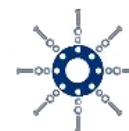
2 in 1

Wedge-type flange gasket

Due to its shape, the wedge-type Steel Rubber Gasket G-S-S can be used as an alternative to the so-called 'O-ring' seal, and as a standard Steel Rubber Gasket.



Thanks to the thick bead on the side facing the medium, a rapid sealing effect is achieved with little tightening torque.



ND	Dimension EN 1514-1 ISO 7483 (mm) D1xD2 / S1-S2	Pressure rating PN				
		6	10	16	25	40
15	22 x 51/3 - 4		x	x	x	x
20	27 x 61/3 - 4		x	x	x	x
25	34 x 71/3 - 4		x	x	x	x
32	43 x 76/3 - 4	x				
32	43 x 82/3 - 4		x	x	x	x
40	49 x 92/3 - 4		x	x	x	x
50	61 x 96/4 - 5	x				
50	61 x 107/4 - 5		x	x	x	x
65	77 x 116/4 - 5	x				
65	77 x 127/4 - 5		x	x	x	x
80	89 x 142/3 - 4		x	x	x	x
100	115 x 152/5 - 6	x				
100	115 x 162/4 - 5		x	x		
100	115 x 168/5 - 6				x	x
125	141 x 182/5 - 6	x				
125	141 x 192/4 - 5		x	x		
125	141 x 194/5 - 6				x	x
150	169 x 207/6 - 7	x				
150	169 x 218/4 - 5		x	x		
150	169 x 224/6 - 7				x	x
200	220 x 262/6 - 7	x				
200	220 x 273/5 - 6		x	x		
200	220 x 284/6 - 7				x	
200	220 x 290/6 - 7					x
250	273 x 317/6 - 7	x				
250	273 x 328/5 - 6		x			
250	273 x 329/6 - 7			x		
250	273 x 340/6 - 7				x	
250	273 x 352/6 - 7					x
300	324 x 373/6 - 7	x				
300	324 x 378/5 - 6		x			
300	324 x 384/6 - 7			x		
300	324 x 400/6 - 7				x	
300	324 x 417/6 - 7					x
350	368 x 423/7 - 9***	x				
350	356 x 438/6 - 7		x			
350	368 x 445/7 - 9***			x		
350	368 x 458/7 - 9***				x	
350	368 x 475/7 - 9***					x
400	420 x 473/7 - 9***	x				
400	407 x 489/6 - 7		x			

WRAS approved Steel Rubber Gasket W270/KTW



Rubber Steel Gaskets Type G-S-S

Technical Data

**WILLIAM JOHNSTON
& COMPANY LIMITED**


www.williamjohnston.co.uk

ND	Dimension EN 1514-1 ISO 7483 (mm) D1xD2 / S1-S2	Pressure rating PN				
		6	10	16	25	40
400	407 x 495/7 - 9			x		
400	420 x 515/7 - 9***				x	
400	420 x 547/7 - 9***					x
450	470 x 528/7 - 9***	x				
450	470 x 540/7 - 9***		x			
450	470 x 557/7 - 9***			x		
450	470 x 565/7 - 9***				x	
450	470 x 572/7 - 9***					x
500	520 x 578/7 - 9***	x				
500	508 x 594/6 - 7		x			
500	508 x 617/7 - 9			x		
500	520 x 625/7 - 9***				x	
600	620 x 680/7 - 9***	x				
600	610 x 695/6 - 7		x			
600	610 x 734/7 - 9			x		
600	620 x 730/7 - 9***				x	
700	720 x 785/8 - 10***	x				
700	712 x 810/7 - 8		x			
700	712 x 804/7 - 8			x		
700	720 x 830/8 - 10***				x	
800	820 x 890/8 - 10***	x				
800	813 x 917/7 - 8		x			
800	813 x 911/8 - 10			x		
800	820 x 940/8 - 10***				x	
900	920 x 990/8 - 10***	x				
900	915 x 1017/7 - 8		x			
900	915 x 1011/7 - 8			x		
900	920 x 1040/8 - 10***				x	
1000	1020 x 1090/8 - 10***	x				
1000	1016 x 1124/7 - 8		x			
1000	1016 x 1128/7 - 8			x		
1000	1020 x 1150/8 - 10***				x	
1200	1220 x 1305/8 - 10***	x				
1200	1220 x 1341/8 - 10		x	x		
1200	1220 x 1360/8 - 10***				x	
1400	1420 x 1548/7 - 8		x			
1600	1620 x 1772/8 - 10		x			
1800	1820 x 1972/8 - 10		x			
2000	2020 x 2182/8 - 10		x			

WRAS approved Steel Rubber Gasket W270/KTW



- Flanges must be clean, dry and aligned in parallel before work starts.
- The gasket must not be damaged.
- Separating agents or lubricants containing grease should not come into contact with the rubber gasket.
- Tighten the screws evenly (crosswise) in multiple passes.
- The pipeline must be prevented from settling by the use of appropriate supporting material, otherwise the rubber gasket will be pinched on one side.
- Rubber/steel gaskets should not be used more than once.



Standard tightening torques (in Nm) for wedge-type rubber/steel flange gaskets

ND	PN 6	PN 10	PN 16	PN 25	PN 40
15	6	11	11	11	11
20	10	16	16	16	16
25	13	21	21	21	21
32	22	36	36	36	36
40	28	45	45	45	45
50	31	58	58	58	58
65	42	77	77	38	38
80	70	45	45	45	45
100	74	49	49	70	70
125	50	64	64	105	105
150	54	89	89	124	124
200	76	123	82	123	155
250	65	102	127	177	234
300	105	105	160	177	245
350	136	133	177	264	345
400	111	160	223	340	515
500	120	188	316	370	437
600	173	250	480	500	

For flanges ND 15 - ND 600:

The torque specifications are based on a coefficient of friction of $\mu = 0.12$ and a maximum surface pressure of 15 N/mm^2 , the number and sizes of screws comply with DIN standards 2632 to 2635.

The guideline values for tightening torques for flanges larger ND 600 can be calculated according to the following empirical formula:

PN 10: $\text{ND} / 3 = \text{torque in Nm}$

PN 16: $\text{ND} / 1.5 = \text{torque in Nm}$

PN 25: $\text{ND} = \text{torque in Nm}$

PN 40: $\text{ND} * 2 = \text{torque in Nm}$

If the raw materials consist of plastic, e.g. PE flanges, please note that the tightening torques must be adjusted or reduced according to the respective flange material.



2208544
Expiry Date 31/08/2027



Bolt assembly lubrication

- No accidental contamination.
- Non-toxic
- Low slip Coefficient Of Friction
- Identifiable application
- Long lasting
- Non- extruding
- Corrosion prevention
- Does not promote corrosion
- Polarized
- Galling of stainless fasteners

HT1200

WRAS APPROVAL

NSF APPROVED

Ceramic particles are non-toxic to humans if ingested in amounts smaller than 10 parts per million.

C.O.F 0.12.

colour – white.

Does not dry out and so will aid disassembly.

Will not be squeezed out under high loads.

Long term corrosion inhibitor.

Isolator.

Polarization means that the negatively charged lubricant particles adhere to positively charged particles on a surface. This bond is much stronger than those offered by other lubricants.

Prevents galling.

Disclaimer

Please note, failure to select the correct materials or products we supply ("the Products") may result in damage to plant, equipment or property. In some instances, it may cause death or personal injury. We are not designers and do not give advice about design related matters concerning the Products. We can help and assist with the technical specifications for the Products. In specific applications, particularly where critical conditions exist, we will try to assist you within the limitations of the services that we offer. All information supplied by us is intended as technical co-operation outlining the specifications of the different Products which we supply. To the extent permitted in law, no warranty is given in respect of any information supplied by us. The customer must satisfy themselves as to the suitability of the Products for their intended application and use. The correct fitting of Products is the responsibility of the customer. Your statutory rights remain unaffected. Save in respect of death, personal injury or fraud, our entire liability to you, however arising from the supply of Products shall be limited to the £10M indemnity amount provided by our insurers.