

**YOUR OFFICIAL UK DISTRIBUTOR FOR LINK-SEAL**

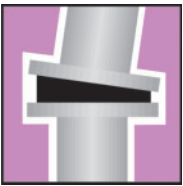
**TEL 0141 620 1666**

**FAX 0141 620 1888**


**EMAIL [sales@williamjohnston.co.uk](mailto:sales@williamjohnston.co.uk)**

## Pipeline Accessories

---



### **PSI** Rubber/Steel Chevron Seals adjustable



## General Information

The PSI Chevron Seal Type WD consists of two interlocking parts **connected through a tongue and groove joint**. This allows the two chevron-shaped parts to be turned against each other up to an angle of approx. 8°. **After installation, these two parts form a “medium-tight” bond.**



### Simply and highly economic

#### No wedge disks and additional seals


The PSI Chevron Seal Type WD replaces, simply and very economically, the steel or cast iron wedge disks frequently used so far. These heavy wedge disks, elaborately installed, even require two additional gaskets.

#### The result:

inexact assembly and higher costs. Complicated handling of these metal elements in tight spaces produces uncertainty during the installation and increases the risk of leaks.

#### Simple application for obliquely positioned flanges


Oblique positions sometimes occur with flange connections. Especially underground pipes with regulating wedges and flanges, e.g. for hydrants and fittings, cannot always be routed in a straight line



The standard material of the PSI Chevron Seal / Type WD is EPDM. However, depending on the applications, it can also be produced of other elastomeres, such as FPM (Viton) and Silicon on request.  
 Operating temperature EPDM: - 25°C bis + 120°C

Dimension		Thickness		Bolt length	Dimension	Art. no. EPDM
ND	PN	Min.	Max.			
32	10 - 40	9	20	90	M 14	1-008-04001
40	10 - 40	9	22	90	M 14	1-008-04002
50	10 - 40	9	24	100	M 14	1-008-04003
65	10 - 40	9	26	100	M 14	1-008-04004
80	10 - 40	14	30	100	M 14	1-008-04005
100	10 - 16	14	30	100	M 14	1-008-04006
100	25 - 40	14	33	110	M 18	1-008-04007
150	10 - 16	14	39	110	M 18	1-008-04008
150	25 - 40	14	39	130	M 22	1-008-04009
200	10 - 16	15	50	120	M 18	1-008-04010
200	40	15	50	160	M 24	1-008-04011
250	10	16	59	140	M 18	1-008-04012
250	40	16	59	170	M 27	1-008-04013
300	10	22	68	150	M 18	1-008-04014
350	10	22	68	150	M 18	1-008-04015
400	10	22	74	160	M 22	1-008-04016
500	10	23	79	180	M 22	1-008-04017

Dimensions according to DIN EN 1514-1 in mm  
 Additional dimensions and materials available on request.



# PSI Rubber Steel Chevron Seal / Type WD Installation Instruction

## Handling of the PSI Chevron Seal / Type WD:

The PSI Chevron Seal / Type WD consists of two seal-discs with an angle of 4° formed sealing surface, the parts are connected through a tongue and groove joint, is it easy to turn the seal against each other up to an angle of 8°.

**Not appropriate for hydrocarbon Medium.**

## How should the Chevron Seal be installed:

Through the continuously variable sealing surface of the PSI Chevron Seal / Type WD it is possible to connect bevelled flanges.

**The Chevron Seal / Type WD can be installed like normal sealing gasket between the flange sealing surface.**

Therefore it is important that the angle is right adjusted. There is an angle marking on the side of the PSI Chevron Seal to adjust the right angel for bevelled flanges.

The PSI Chevron Seal / Type WD will be automatically centred by installing the screws through the screw holes.

The screws on the side with the minimal size of the Chevron Seal, will be first installed and “hand-tight” tightened. After installing all screws “hand-tight”, begin to tighten from the minimal size of the gasket.



## Tighten screws in a clockwise direction, not alternately across the diameter of the flange.

The Chevron Seal is usually with three (3) surroundings tight installed and fully functional. Too heavy tightening can destroy the sealing gasket. Tightening torque according to DIN EN 2505.

