

WILLIAM JOHNSTON
& COMPANY LIMITED




YOUR OFFICIAL UK DISTRIBUTOR FOR LINK-SEAL

TEL 0141 620 1666

FAX 0141 620 1888


EMAIL sales@williamjohnston.co.uk

Pipeline Accessories




Integra-Pipe / Integra-Pipe 4.0

Stainless Steel Wall Penetrations



**MFPA tested
4 bar**

**Integra-Pipe 4.0
with rubber
wall collar**



PSI Integra Pipe/Integra Pipe 4.0 Stainless Steel Wall Penetration

Technical Data

The PSI Integra Pipe stainless steel wall penetration is cast **in the concrete wall**. It seals a variety of media. The medium-carrying pipes are flanged directly to the cast-in bushing. The Integra Pipe assembly is carried out flush with the casing for a variety of applications such as **clarifiers, high-level tanks, shaft constructions and much more**.

The flanges can be manufactured as welding neck flanges according to DIN 2632 (PN10) or smooth flanges (turned on all sides with reduced sheet thickness) similar to DIN 2576 (PN10). **Other pressure stages available on request.** All connecting flanges have cap nuts welded tightly on the back.

The stainless steel pipes correspond to ISO pipe series 1. Integra Pipe is **supplied with a centrally welded wall flange**, an annular water stop plate that guarantees a safe sealing of the sleeve outer diameter and also serves as a **wall anchor**.

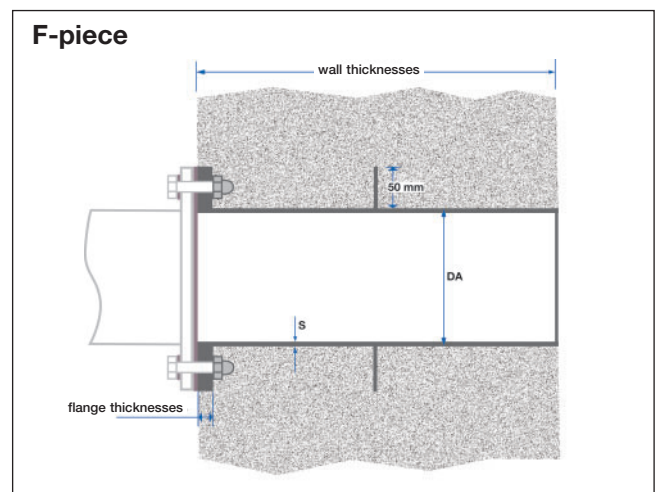
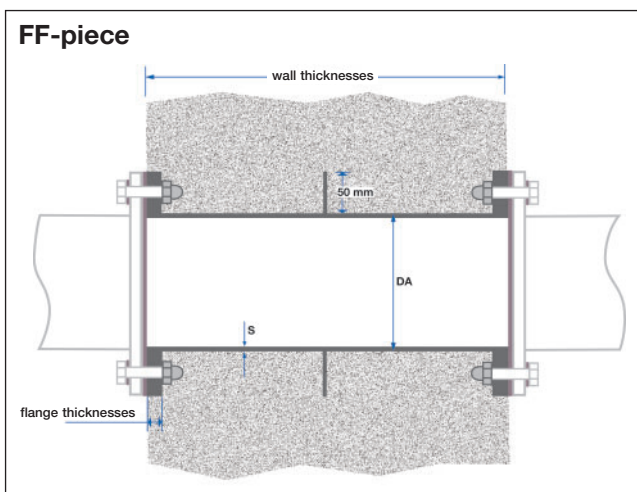
Integra Pipe is **manufactured in V2A** (1.4301 or 1.4541) or V4A (1.4571), other materials on request. It is welded in inert gas and **stained and passivated afterwards**. **On request** Integra Pipe can be supplied **sanded, without wall flange** or **with one flange sheet only** (F-piece).

Selection Table

| dimension ND | pipe dimension mm O.D. x S | wall thickness* mm | flange thickness [mm] welding neck flange DIN 2632 PN10 | flange thickness [mm] smooth flanges similar to DIN 2576 PN10 |
|--------------|----------------------------|--------------------|---|---|
| 50 | 60.3 x 2.0 | 300 | 18 | 10 |
| 65 | 76.1 x 2.0 | 300 | 18 | 10 |
| 80 | 88.9 x 2.0 | 300 | 20 | 10 |
| 100 | 114.3 x 2.0 | 300 | 20 | 10 |
| 125 | 139.7 x 2.6 | 300 | 22 | 10 |
| 150 | 168.3 x 2.6 | 300 | 22 | 12 |
| 200 | 219.1 x 3.0 | 300 | 24 | 12 |
| 250 | 273.0 x 3.0 | 300 | 26 | 15 |
| 300 | 323.9 x 3.0 | 300 | 26 | 15 |
| 350 | 355.6 x 4.0 | 300 | 26 | 15 |
| 400 | 406.4 x 4.0 | 300 | 26 | 15 |
| 500 | 508.0 x 4.0 | 300 | 28 | 15 |

Integra Pipe 4.0 with rubber wall collar, pressure tight up to 5 bar for pipe dimensions 32 to 315 mm O.D. Pressure tight up to 4 bar for pipe dimensions exceeding 355 mm O.D.

*Also available for other wall thicknesses



High-quality Integra pipes are characterised by long term performance and high resistance owing to selected materials and are particularly appropriate for demanding applications.

PSI-Products is the competent partner for special applications (e.g. waterworks, sewage plants, industrial buildings, etc.)